

BROADWAVE™ LED Wall Washer

The BROADWAVE LED Wall Washer brings dynamic architectural lighting to both indoors and outdoors. This lighting solution delivers RGBW full-color illumination up to 4 stories and daisy chain up to 30 fixtures for small to medium sized lighting applications to light up architectural accents and surface features.

Date _____

Project Notes _____



120-277
VAC

FEATURES

- Sturdy aluminum body & tempered glass
- IP65 outdoor and wet location rated
- Adjustable hinged brackets
- UL Listed Fixture
- DMX512 and RDM controllable
- 120-277VAC input with all-in-one interconnect



ORDERING CODES

Luminaire Only

Voltage	Model	Series	Color	Length	Finish
DI					
120V (120V Volt)	BW	WW	RGBW (RGBW)	2F (2 feet) 4F (4 feet)	BL (Black)

BROADWAVE™ - SPECIFICATION TABLE

Models	120V-BW-WW-RGBW-2F-BL	120V-BW-WW-RGBW-4F-BL
Voltage	120V-277VAC	120V-277VAC
Wattage	12W	25W
Lumens RGBW	540 Lm.	1125 Lm.
Max Run (ft.)	30 Fixtures	30 Fixtures
CRI	80+ (4000K)	80+ (4000K)
Beam Angle	30×85°	30×85°
Dimensions	24 × 1.79 × 2.74 in. (L x W x H)	48 × 1.79 × 2.74 in. (L x W x H)
TM-21 (LM-80)	>50,000 hours	>50,000 hours
Environment	Outdoor / Wet Location (IP65)	Outdoor / Wet Location (IP65)
Ambient Temperature	-4 ~ 122°F (-20 ~ 50°C)	-4 ~ 122°F (-20 ~ 50°C)
Control	Integrated RDM DMX Decoder	Integrated RDM DMX Decoder
Certification	UL Listed	UL Listed
Warranty	5 Year	5 Year



BROADWAVE™ LED Wall Washer

The BROADWAVE LED Wall Washer brings dynamic architectural lighting to both indoors and outdoors. This lighting solution delivers RGBW full-color illumination up to 4 stories and daisy chain up to 30 fixtures for small to medium sized lighting applications to light up architectural accents and surface features.

Date _____

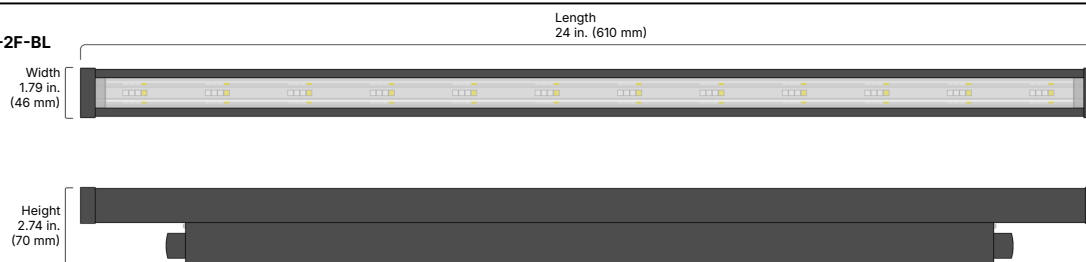
Project Notes _____



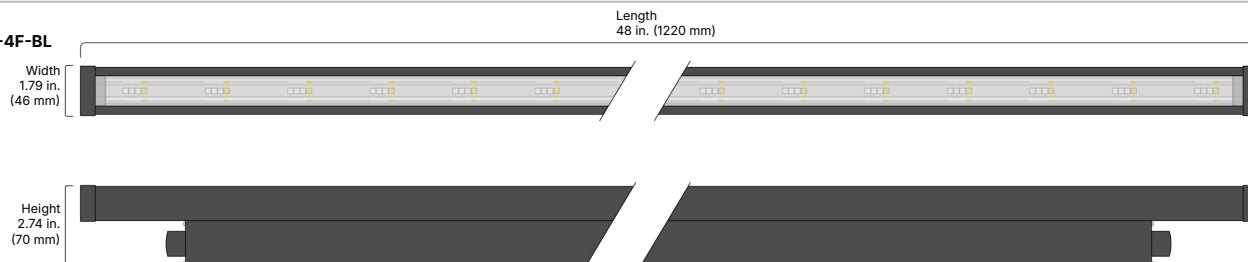
120-277
VAC

MECHANICAL DIAGRAMS

120V-BW-WW-RGBW-2F-BL



120V-BW-WW-RGBW-4F-BL



CONNECTIONS



BROADWAVE™ LED Wall Washer

The BROADWAVE LED Wall Washer brings dynamic architectural lighting to both indoors and outdoors. This lighting solution delivers RGBW full-color illumination up to 4 stories and daisy chain up to 30 fixtures for small to medium sized lighting applications to light up architectural accents and surface features.

Date _____

Project Notes _____



120-277
VAC

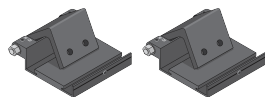
RECOMMENDED CONTROLLERS

SKU	DESCRIPTION
Nicolaudio DMX LED Controllers Store up to 500 scenes across 10 separate zones with a full-color display.	
DI-DMX-DE3	Nicolaudio STICK-DE3 DMX LED Controller
DI-DMX-ESA	Nicolaudio Easy Stand Alone DMX LED Color Controller - 5k Memory
DI-DMX-KE2	Nicolaudio STICK 1 Wall Mount DMX LED Controller - KE2
DMX Color Control System #N/A	
DI-0820	DMX Wireless Transmitter/Receiver- Female
DI-0821	DMX Wireless Transmitter/Receiver- Male
DI-DMX-WIFI-WMUS-3Z-WH	DMX WiFi Wall Mount Zone LED Controller RGBW

ACCESSORIES

DI-BW-WW-RGBW-BRKT-BL

BROADWAVE (2023) Hinged Bracket, Black, 2-Pack




DI-BW-WW-RGBW-TERM-BL

BROADWAVE (2023) Termination Cap, Wet Location Connector, Black




DI-BW-WW-RGBW-INPUT-BL

BROADWAVE (2023) Input Cord, 6 Feet, Wet Location Connector, Nema 5-15P Plug




DI-BW-WW-RGBW-1EXT-BL

BROADWAVE (2023) Extension Cord, 1 Foot, Wet Location Connector, Black



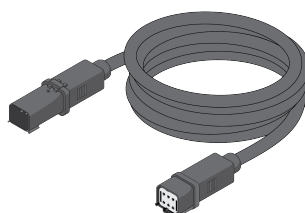
DI-BW-WW-RGBW-6EXT-BL

BROADWAVE (2023) Extension Cord, 6 Feet, Wet Location Connector, Black



DI-BW-WW-RGBW-15EXT-BL

BROADWAVE (2023) Extension Cord, 15 Feet, Wet Location Connector, Black



DI-1809

20 ft. XLR-3 Extension Cable



DI-1803

DMX XLR-3-Pin Connector Pair



BROADWAVE™ LED Wall Washer

The BROADWAVE LED Wall Washer brings dynamic architectural lighting to both indoors and outdoors. This lighting solution delivers RGBW full-color illumination up to 4 stories and daisy chain up to 30 fixtures for small to medium sized lighting applications to light up architectural accents and surface features.

Date _____

Project Notes _____



120-277
VAC

ACCESSORIES


DI-1811

XLR-3 to RJ45 Adapter Cable Pair



DI-1911

RJ45 Network Cable Extension




DI-1805

RJ45 Splice Cable



DI-1806

XLR-3 to RJ45 Adapter Connector Pair



DI-1807

RJ45 Coupler



DI-SO-CHB-SHR-ACC

- Lumen value measured in accordance to IES LM-80-08. LED chips have a luminous flux range with a tolerance of +/- 5%.
- Each maximum run requires a dedicated power feed from the driver. Do not extend beyond the recommended maximum run length. Max run may exceed Class 2 limit. Actual wattage may differ from calculated wattage due to voltage drop across run.
- Do not install product in an environment outside the listed ambient temperature. Exceeding the maximum ambient temperature may damage LED chips, reduce the total lamp life, lumen output, and/or adversely impact color consistency.
- Actual efficacy value is dependent to specified LED driver (power supply). An estimated efficacy value can be calculated as follows: Lumen value divided by average power consumption per foot.
- Operating temperature is measured according to the minimum and maximum ambient temperature environment.

BROADWAVE™
LED Wall Washer

The BROADWAVE LED Wall Washer brings dynamic architectural lighting to both indoors and outdoors. This lighting solution delivers RGBW full-color illumination up to 4 stories and daisy chain up to 30 fixtures for small to medium sized lighting applications to light up architectural accents and surface features.

Date _____

Project Notes _____



CERTIFICATIONS

Safety

- UL Listed E503268, UL1598 Light-emitting-diode Surface-mounted Luminaires, CAN/CSA-C22.2 No. 250.0, Certified for use in the United States and Canada.

Environment

- Ambient Temperature: -4 ~ 122°F (-20 ~ 50°C)
- Operating Temperature: -4 ~ 176°F (-20 ~ 80°C)
- IP65 - Field Connections and Terminations

Performance

- LED chip data measured in accordance to IES LM-80-08.
- Photometric & Colorimetry data measured in accordance to IES LM-79-08, in Elemental LED's Innovation Lab.

Safety / Warnings / Disclosures

1. Install in accordance with national and local electrical code regulations.
2. This product is intended to be installed and serviced by a qualified, licensed electrician.
3. Only use copper wiring. Use wires rated for at least 176°F (80°C) and certified for use with external connection of electrical equipment.
4. Each maximum run requires a dedicated power feed from the driver. Do not extend beyond the recommended maximum run length.
5. Tape light, attached wire leads, and additional extension cables, connectors, etc., are not rated for in-wall installation unless otherwise noted. Tape light and attached wire leads are field-cuttable.
6. Ensure applicable wire is installed between driver, fixture, and any controls in-between. When choosing wire, factor in voltage drop, amperage rating, and type (in-wall rated, wet location rated, etc.). Inadequate wire installation could overheat wires, and cause fire.
7. Do not install in environment where LED chips are exposed to direct sunlight as damage to the phosphor will occur.
8. Do not install in environment where excessive heat may exist (ex. close proximity to fireplace, etc.) See Ambient Temperature ratings
9. Do not install indoor LED tape light products in outdoor / wet location environments. Only wet location tape light models are rated for outdoor / wet locations.
10. Do not modify product beyond instructions or warranty will be void.
11. Tape light must be handled with care. Excessive handling, bending, and pressure may damage the product, voiding the warranty.
12. Actual color may vary from what is pictured on this sheet and other print materials due to the limitations of photographic processes.
13. We reserve the right to modify and improve the design of our fixtures without prior notice. We cannot guarantee to match existing installed fixtures for subsequent orders or replacements in regards to product appearance, CCT, or lumen output.

WARRANTY

Limited Warranty

- 5 Year limited warranty

This warranty does not include the additional accessories referenced in this specification sheet. Complete warranty details for fixtures and additional accessories are available at www.diodeled.com/limited-warranty/ within the Policies section. For warranty related questions please contact product support.

Consumer's Acknowledgment

Elemental LED, Inc. stands behind its products when they are used properly and according to our specifications. By purchasing our products, the purchaser agrees and acknowledges that lighting design, configuration and installation is a complex process, wherein seemingly minor factors or changes in layout and infield adjustments can have a significant impact on an entire system. Choosing the correct components is essential. Elemental LED is able to work with the original purchaser to make an appropriate product selection to the extent of the limited information that the customer can provide, but it is virtually impossible for Elemental LED to design a system that foresees every unknown factor. For this reason, this Warranty does not cover problems caused by improper design, configuration or installation issues. Any statement from a Elemental LED employee or agent regarding a customer's bill of goods and/or purchase order is NOT an acknowledgment that the products purchased are designed and configured correctly. The purchase agrees and acknowledges that it is the customer's responsibility to adhere strictly to all information contained in the Product Specification Sheets.

There is often more than one way to design, configure and layout an LED lighting application properly to achieve the same lighting effect. Elemental LED strongly recommends that licensed professionals be used in the design and installation of lighting systems that include Elemental LED products. The specifications include important information that a designer and installer should carefully review and strictly follow. Qualified designers and certified and/or licensed installers, with access to the final installation environment, customer goals, and Elemental LED product specifications can make the requisite decisions appropriate for a successful finished lighting application.